

NEMA 1 Lay-In Wireway

- Open top design allows quick laying of cable runs without the risk of damage associated with cable pulling
- Constructed from 14 or 16 gauge steel
- Two layers of corrosion protection with ANSI 61 gray epoxy paint *OVER* galvanized steel or can be ordered without paint
- Two lid options - screw cover or hinged
- Available with or without knockouts
- Joiner included with straight sections
- All common fittings & hangers available

| | 4" x 4" | 6" x 6" | 8" x 8" | 10" x 10" | 12" x 12" |
|------------------------------------|---------------|---------------|---------------|-----------------|-----------------|
| Flat Cover 12" Straight Section | MPN1LW-4412 | MPN1LW-6612 | MPN1LW-8812 | MPN1LW-101012 | MPN1LW-121212 |
| Hinged Cover 12" Straight Section | MPN1LWH-4412 | MPN1LWH-6612 | MPN1LWH-8812 | MPN1LWH-101012 | MPN1LWH-121212 |
| Flat Cover 24" Straight Section | MPN1LW-4424 | MPN1LW-6624 | MPN1LW-8824 | MPN1LW-101024 | MPN1LW-121224 |
| Hinged Cover 24" Straight Section | MPN1LWH-4424 | MPN1LWH-6624 | MPN1LWH-8824 | MPN1LWH-101024 | MPN1LWH-121224 |
| Flat Cover 36" Straight Section | MPN1LW-4436 | MPN1LW-6636 | MPN1LW-8836 | MPN1LW-101036 | MPN1LW-121236 |
| Hinged Cover 36" Straight Section | MPN1LWH-4436 | MPN1LWH-6636 | MPN1LWH-8836 | MPN1LWH-101036 | MPN1LWH-121236 |
| Flat Cover 48" Straight Section | MPN1LW-4448 | MPN1LW-6648 | MPN1LW-8848 | MPN1LW-101048 | MPN1LW-121248 |
| Hinged Cover 48" Straight Section | MPN1LWH-4448 | MPN1LWH-6648 | MPN1LWH-8848 | MPN1LWH-101048 | MPN1LWH-121248 |
| Flat Cover 60" Straight Section | MPN1LW-4460 | MPN1LW-6660 | MPN1LW-8860 | MPN1LW-101060 | MPN1LW-121260 |
| Hinged Cover 60" Straight Section | MPN1LWH-4460 | MPN1LWH-6660 | MPN1LWH-8860 | MPN1LWH-101060 | MPN1LWH-121260 |
| Flat Cover 72" Straight Section | MPN1LW-4472 | MPN1LW-6672 | MPN1LW-8872 | MPN1LW-101072 | MPN1LW-121272 |
| Hinged Cover 72" Straight Section | MPN1LWH-4472 | MPN1LWH-6672 | MPN1LWH-8872 | MPN1LWH-101072 | MPN1LWH-121272 |
| Flat Cover 120" Straight Section | MPN1LW-44120 | MPN1LW-66120 | MPN1LW-88120 | MPN1LW-1010120 | MPN1LW-1212120 |
| Hinged Cover 120" Straight Section | MPN1LWH-44120 | MPN1LWH-66120 | MPN1LWH-88120 | MPN1LWH-1010120 | MPN1LWH-1212120 |

for no knockouts add -NK

for galvanized (no paint) add -GV

for galvanized & no knockouts add -GVNK

NEMA 1 Lay-In Wireway Fittings & Brackets

| | 4" x 4" | 6" x 6" | 8" x 8" | 10" x 10" | 12" x 12" |
|---------------------------------|---------------|---------------|---------------|-----------------|-----------------|
| Joiner | MPN1LW-J44 | MPN1LW-J66 | MPN1LW-J88 | MPN1LW-J1010 | MPN1LW-J1212 |
| Endcap | MPN1LW-EC44 | MPN1LW-EC66 | MPN1LW-EC88 | MPN1LW-EC1010 | MPN1LW-EC1212 |
| 90° Elbow | MPN1LW-EL44 | MPN1LW-EL66 | MPN1LW-EL88 | MPN1LW-EL1010 | MPN1LW-EL1212 |
| 90° Sweep Elbow | MPN1LW-SEL44 | MPN1LW-SEL66 | MPN1LW-SEL88 | MPN1LW-SEL1010 | MPN1LW-SEL1212 |
| 45° Elbow | MPN1LW-45EL44 | MPN1LW-45EL66 | MPN1LW-45EL88 | MPN1LW-45EL1010 | MPN1LW-45EL1212 |
| Tee | MPN1LW-T44 | MPN1LW-T66 | MPN1LW-T88 | MPN1LW-T1010 | MPN1LW-T1212 |
| Sweep Tee | MPN1LW-ST44 | MPN1LW-ST66 | MPN1LW-ST88 | MPN1LW-ST1010 | MPN1LW-ST1212 |
| 4-Way Cross | MPN1LW-C44 | MPN1LW-C66 | MPN1LW-C88 | MPN1LW-C1010 | MPN1LW-C1212 |
| Box Adapter | MPN1LW-BA44 | MPN1LW-BA66 | MPN1LW-BA88 | MPN1LW-BA1010 | MPN1LW-BA1212 |
| Reducer (down 1 size) | -- | MPN1LW-R66 | MPN1LW-R88 | MPN1LW-R1010 | MPN1LW-R1212 |
| Support Hanger (hat bracket) | MPN1LW-SH44 | MPN1LW-SH66 | MPN1LW-SH88 | MPN1LW-SH1010 | MPN1LW-SH1212 |
| Universal Hanger | MPN1LW-UH44 | MPN1LW-UH66 | MPN1LW-UH88 | MPN1LW-UH1010 | MPN1LW-UH1212 |

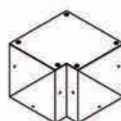
for galvanized (no paint) add -GV



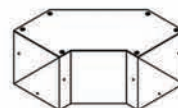
Joiner



Endcap



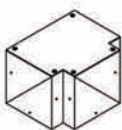
90° Elbow



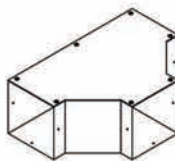
90° Sweep Elbow



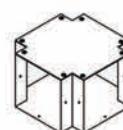
45° Elbow



Tee



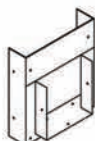
Sweep Tee



4-Way Cross



Box Adapter



Reducer



**Support Hanger
(Hat Bracket)**



Universal Hanger